

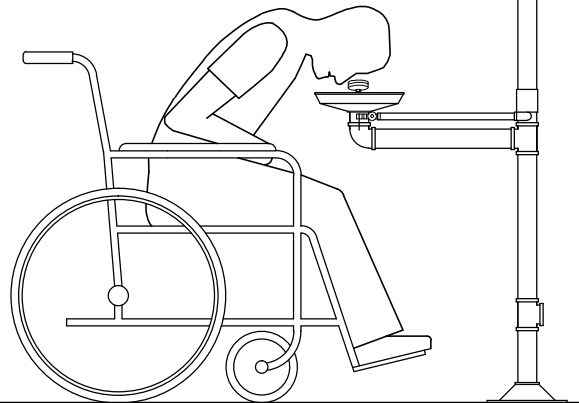
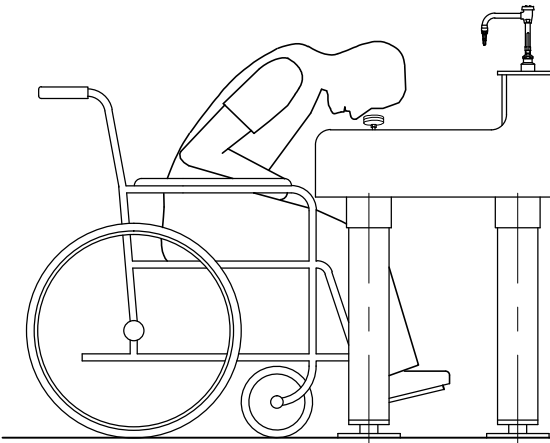
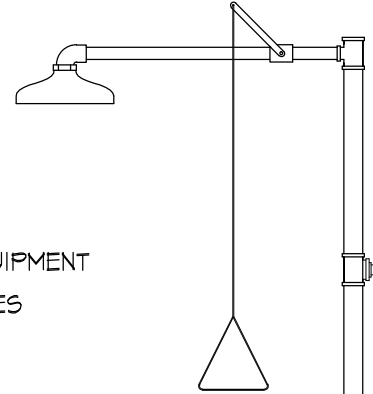
SEBASTIAN PRINTMAKING EQUIPMENT

EMERGENCY EYE/FACE WASH & SAFETY SHOWER EQUIPMENT FOR THE ETCHING ROOM

EMERGENCY EQUIPMENT MUST BE INSTALLED IN THE ETCHING ROOM ACCORDING TO THE AMERICAN NATIONAL STANDARDS INSTITUTE, STANDARD NO: ANSI Z358.1 AND MANY OTHER REGULATORY AGENCIES: ADA, OSHA, ACGIH AND OTHERS. THE EYE/FACE WASH UNIT AND SHOWER UNIT MUST BE LOCATED IN THE ETCHING ROOM WITHIN A TEN SECOND WALKING DISTANCE FROM WHERE A SPILL TOOK PLACE. WATER TEMPERATURE SHOULD BE REGULATED TO DELIVER "TEPID" WATER THAT WILL NEUTRALIZE THE HAZARDOUS SUBSTANCE AND PROVIDE PROTECTION FOR EYES, FACE AND BODY.

ILLUSTRATED HERE IS A STAND-ALONE SAFETY SHOWER WITH AN "AUTO-FLOW" EYE/FACE WASH. BELOW IS A SEBASTIAN ETCHING SINK WITH A DECK MOUNTED "AUTO-FLOW" EYE/FACE WASH. BOTH SYSTEMS ENABLE THE STUDENT USE BOTH HANDS TO HOLD OPEN BOTH EYES DURING A 15 MINUTE EYE FLUSHING.

- WITH A WRITTEN RESPONSE PLAN IN PLACE, EVERY STUDENT MUST BE TRAINED IN THE USE OF THIS EQUIPMENT
- BOTH MODELS FULLY COMPLY WITH ADA GUIDELINES
- OPTIONAL AUDIBLE/VISUAL ALARM SYSTEM AND MODESTY CURTAIN IS AVAILABLE



MODEL: FE744 WATER SAVER
AUTO-FLOW EYE/FACE WASH
DECK MOUNTED AT A SEBASTIAN
ETCHING SINK

MODEL: SSBF909 WATER
SAVER BARRIER-FREE SAFETY
STATION, WITH "AUTO-FLOW"
EYE/FACE WASH AND SHOWER

12-1-2014



SEBASTIAN DARKROOM PRODUCTS™

DIVISION OF CALIFORNIA STAINLESS MFG., INC.

UNIQUE, INNOVATIVE & ENGINEERED TO WORK

TOLL FREE (888) 712-7035 FAX (805) 484-1030

calstainless@aol.com www.sebastiandarkroomprod.com